




Pin the Tail on Perry

cut off




© Disney







Pin the Tail on Perry - Tails




© Disney



© Disney



© Disney



© Disney



Pin the Tail on Perry

Instructions

1. Print the Pin the Tail on Perry template. Cut off the white margins and tape Perry together at the back of the paper.
2. If you require more than 4 tails, print more copies of page 3. Cut out the tails. Write the name of one child on each tail so that each child has his or her own.

How to Play

Tape the picture of Perry to the wall at kid-level. One at a time, blindfold kids, point them in the right direction, and have them stick their tails on Perry. The kid whose tail lands closest to the correct spot on Perry is the winner!